



## Double second-stage pressure regulators with physical block



### IDENTIFICATION

- ▶ Second stage pressure regulator in double version in by-pass with anodized aluminium body
- ▶ Removable bell with pressure adjustment gear for physical block (PATENTED SYSTEM)
- ▶ Dual emergency supply inlet available in versions UNI 9507, AFNOR NF S 90-116, NIST (high and low pressure)
- ▶ Integrated shut-off valves on pressure regulator inlet and outlet
- ▶ Inlet and outlet pressure gauges
- ▶ Facility to install pressure sensor for downstream pressure monitoring
- ▶ Pipes inlet and outlet with fitting for pipe welding
- ▶ Shut-off valves seal by means of Teflon elements
- ▶ Sintered inlet filter to protect downstream line
- ▶ Check valve for replacement of pressure gauges and pressure sensor
- ▶ Emergency supply point connection with check valve
- ▶ Identification of inlet and outlet closing hand-knobs by means of color associated with the distributed gas
- ▶ Laser engraved marking of production lot and product code
- ▶ Emergency AFNOR supply point with internal non-return system, allowing maintenance without interruption of gas flow
- ▶ Screw pressure adjustment for exit gas flow



### CE MARKING

Notified body: 0426

CE marking in risk class II B in accordance with Legislative Decree 24 February 1997, no. 46 "Implementation of Directive 93/42/EEC, concerning Medical Devices" and further modifications

### REFERENCE STANDARD

**ISO 10524-2:** "Pressure regulators for use with medical gases - Part 2: Manifold and line pressure regulators"

**ISO 7396-1:** "Medical gas pipeline systems - Part 1: Pipeline systems for compressed medical gases and vacuum"

- ▶ Gases: Oxygen, Medical Air, Nitrous Oxide, Carbon Dioxide, Instrument Air
- ▶ Storage temperature: -20 °C ÷ +60 °C
- ▶ Working temperature: +10 °C ÷ +40 °C
- ▶ Inlet/outlet pipe diameter: Ø = 14 x 1 mm
- ▶ Inlet degree of filtration ≤ 35 µm

- ▶ Provision for pressure sensor connection G 1/8"
- ▶ Provision for pressure gauge connection G 1/8"
- ▶ Inlet pressure gauge scale: 0 ÷ 16 bar
- ▶ Outlet pressure gauge scale: 0 ÷ 10 bar
- ▶ Inlet/outlet pressure gauges accuracy class: 2.5
- ▶ Packaging and dimensions: box, 27,5 x 35 x 13 cm
- ▶ Weight ( item code **PF-37xx-yyyy** ): 3.60 Kg

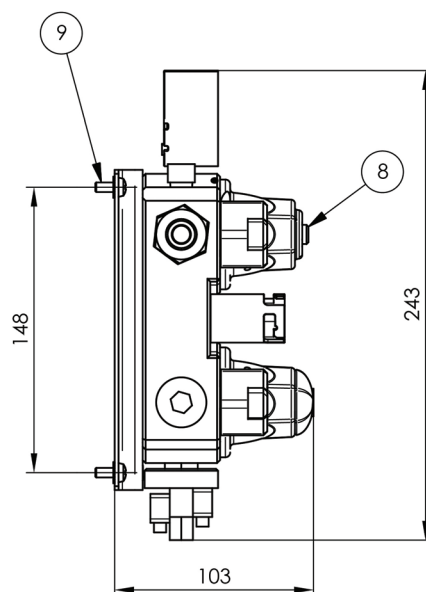
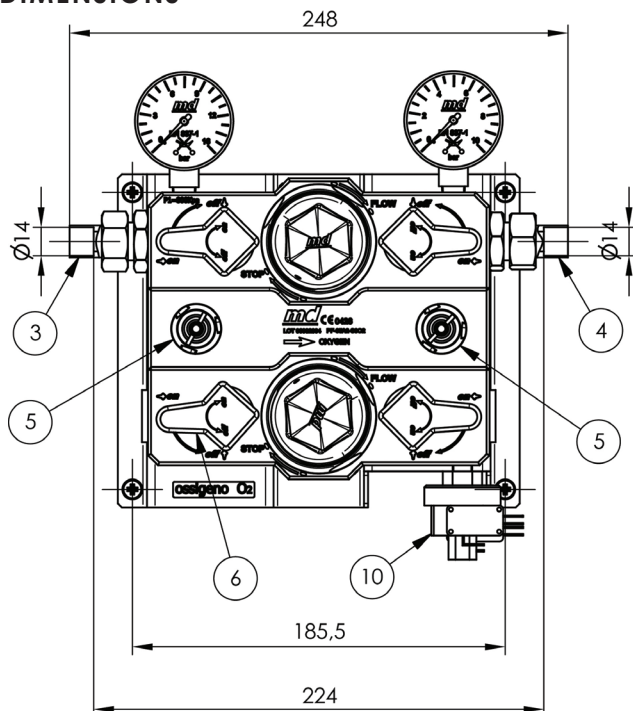




# Double second-stage pressure regulators with physical block



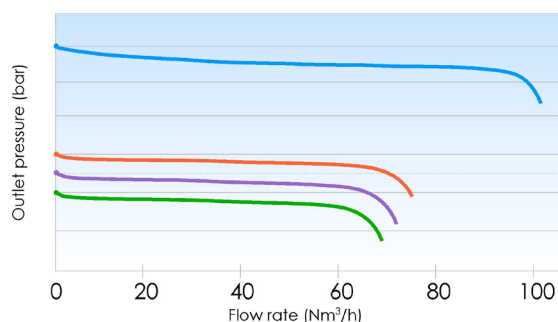
## DIMENSIONS



### KEY:

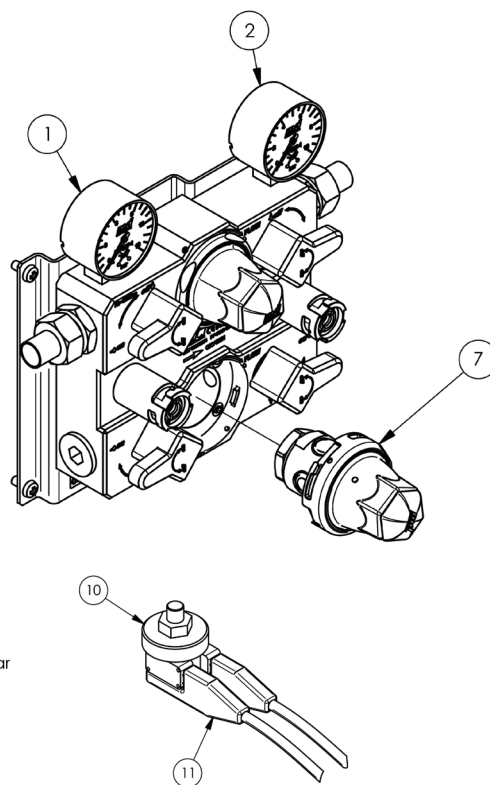
1. 0-16 bar Inlet pressure gauge
2. 0-10 bar Outlet pressure gauge
3. Inlet welding fitting for Ø14 mm pipe
4. Outlet welding fitting for Ø14 mm pipe
5. Emergency inlet (no. 2)  
(type AFNOR, UNI or NIST)
6. Shut-off valve (no. 2)
7. Device for pressure regulation / physical block
8. Pressure regulating screw
9. M5 fastening screw (no. 4)
10. [optional] High/Low line pressure switch
11. [optional] Pressure switch wiring connector

PRESSURE/FLOW CHARACTERISTIC,  $P_{in} = 8$  bar  
TEST PERFORMED WITH AIR



### LEGENDA:

- $P_{out} = 8$  bar
- $P_{out} = 5$  bar
- $P_{out} = 4,5$  bar
- $P_{out} = 4$  bar



GAS	CODE/ EMERGENCY INLET SUPPLY			NOMINAL OUTLET PRESSURE bar	OUTLET GAUGES SCALE	PRESSURE SWITCH [OPTIONAL]*
	AFNOR	UNI 9507	NIST			
O <sub>2</sub>	PF-37AA-S002	PF-37UU-S002	PF-37NN-S002	4 <sup>+1,0</sup> / <sub>-0,0</sub>	0-10 bar	KT-2200-1000
Medical Air	PF-37AA-S0AC	PF-37UU-S0AC	PF-37NN-S0AC	4 <sup>+1,0</sup> / <sub>-0,0</sub>	0-10 bar	KT-2200-1000
CO <sub>2</sub>	PF-37AA-SC02	PF-37UU-SC02	PF-37NN-SC02	4 <sup>+1,0</sup> / <sub>-0,0</sub>	0-10 bar	KT-2200-1000
N <sub>2</sub> O	PF-37AA-SN2O	PF-37UU-SN2O	PF-37NN-SN2O	4 <sup>+1,0</sup> / <sub>-0,0</sub>	0-10 bar	KT-2200-1000
Instrumental Air	PF-37AA-SAC8	PF-37UU-SAC8	PF-37NN-SAC8	8 <sup>+2,0</sup> / <sub>-1,0</sub>	0-16 bar	KT-2200-2000

\* Connection cables not included.

Connection cables available: L = 0.7 m (cod. MP-2200-5000); L = 1.5 m (cod. MP-2200-3000); L = 2.5 m (cod. MP-2200-4000)

Note: SM-05AS-0000 - simulacrum to replace the pressure reducer for tests and checks  
SM-05OS-0000 - simulacrum connection kit

