

Cabinets for shut-off valves

IDENTIFICATION

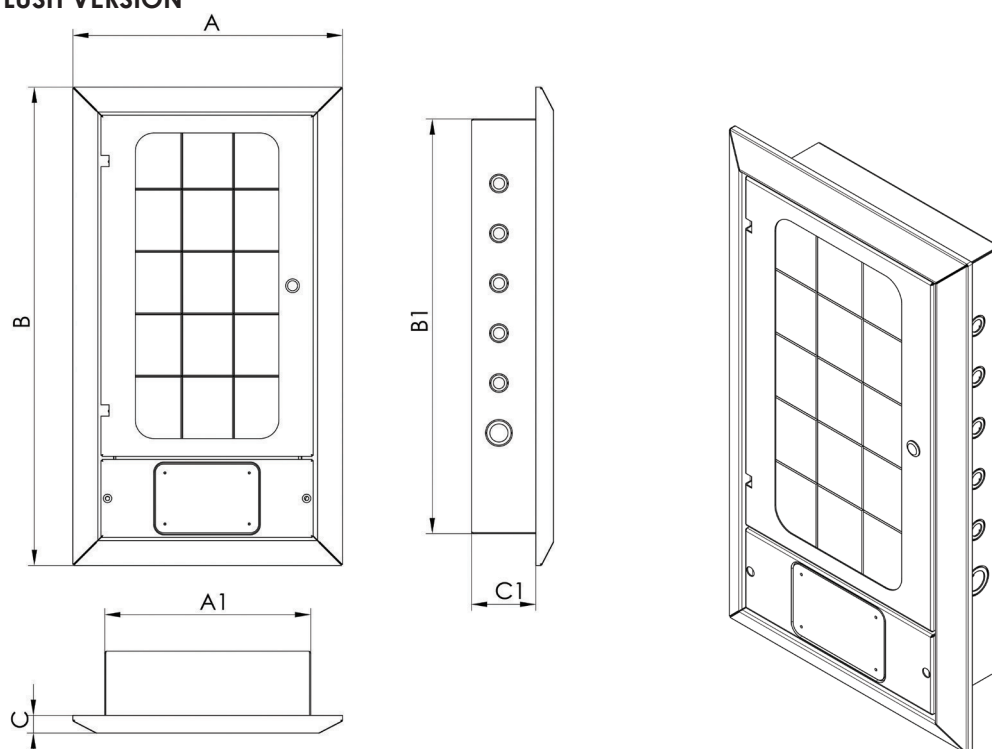
- ▶ Recessed or surface mount cabinet for the installation of area ball valves for fire control
- ▶ Integrated housing of alarm module
- ▶ Lockable door with breakable transparent Plexiglas window
- ▶ Provision for connection to earth bonding hub
- ▶ Equipped with disposable panel for wall embedding procedures
- ▶ Facility to supply assembled cabinet
- ▶ Facility to customize the cabinet in accordance with the client's requirements

Warranty: 1 year from the Bill Of Lading data

- ▶ Material: 1.5 mm gauge sheet metal
- ▶ Oven-painted in white RAL 9003



FLUSH VERSION

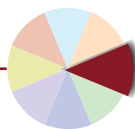


FLUSH VERSION

CODE	# GAS	VALVES	DIMENSIONS						PACKAGING		
			FINITE DIMENSIONS			EMBEDDED DIMENSIONS			type	cm	kg
			A mm	B mm	C mm	A1 mm	B1 mm	C1* mm			
CA-1103-2000	2 – 3 gas	Up to 1"	430	525	30	330	425	105 ± 5	box	47 x 57 x 18	10.6
CA-1103-1001	2 – 3 gas	Up to 1" 1/2	505	595	30	410	500	125 ± 5	box	55 x 64 x 20	11.0
CA-1106-2000	4 – 6 gas	Up to 1"	430	765	30	330	665	105 ± 5	box	47 x 81 x 18	12.6
CA-1106-1000	4 – 6 gas	Up to 1" 1/2	505	835	30	410	740	125 ± 5	box	55 x 88 x 20	13.1

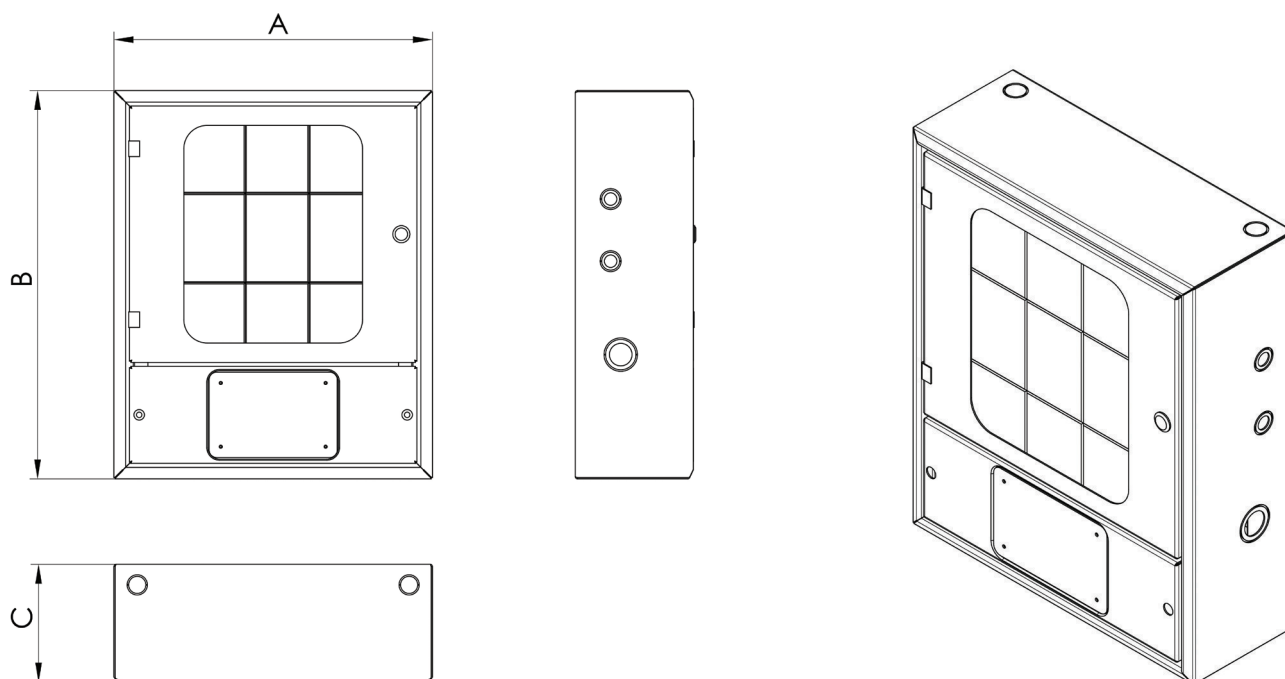
* Recess depth, follow indicated tolerances








Cabinets for shut-off valves

SURFACE MOUNT VERSION



SURFACE MOUNT VERSION

CODE	# GAS	DIMENSIONS			PACKAGING		
		A mm	B mm	C mm	 type	 cm	 kg
CA-1113-2100	2 – 3 gas	410	500	150	box	45 x 54 x 19	10.6
CA-1116-2100	4 – 6 gas	410	740	150	box	45 x 78 x 19	12.6

